



# Accommodations and Supports

Beth Schiltz, Special Ed  
Assessment Workshop  
Jan/Feb 2019

# Welcome

- A little about me
- Who's in the audience
- Who's attended one of my sessions (for state assessments)
- How long have you been working with state assessments
- Rate knowledge of SBAC accommodations
- What about science accommodations

# Topics for Today

- Supports and Accommodations
- 3-tiered approach
- TIDE system (supports and accommodations)
- Tools and resources available
- This 'n That

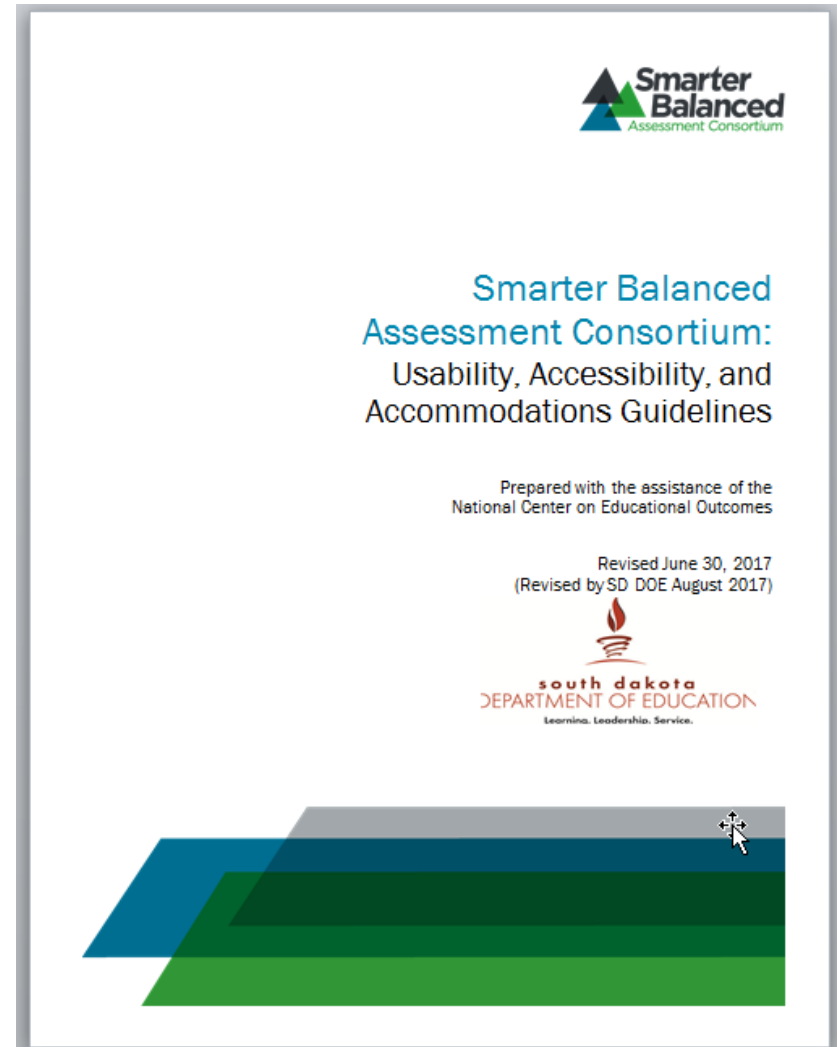
# Smarter Balanced Assessment

## State ELA and Math Assessment



# Tools, Supports, & Accommodations

- South Dakota's version of Smarter Balanced: Usability, Accessibility and Accommodations guidance document
- Guidelines apply to all students
- Three levels of support
- Not just for Special Education staff, but for all staff including classroom teachers



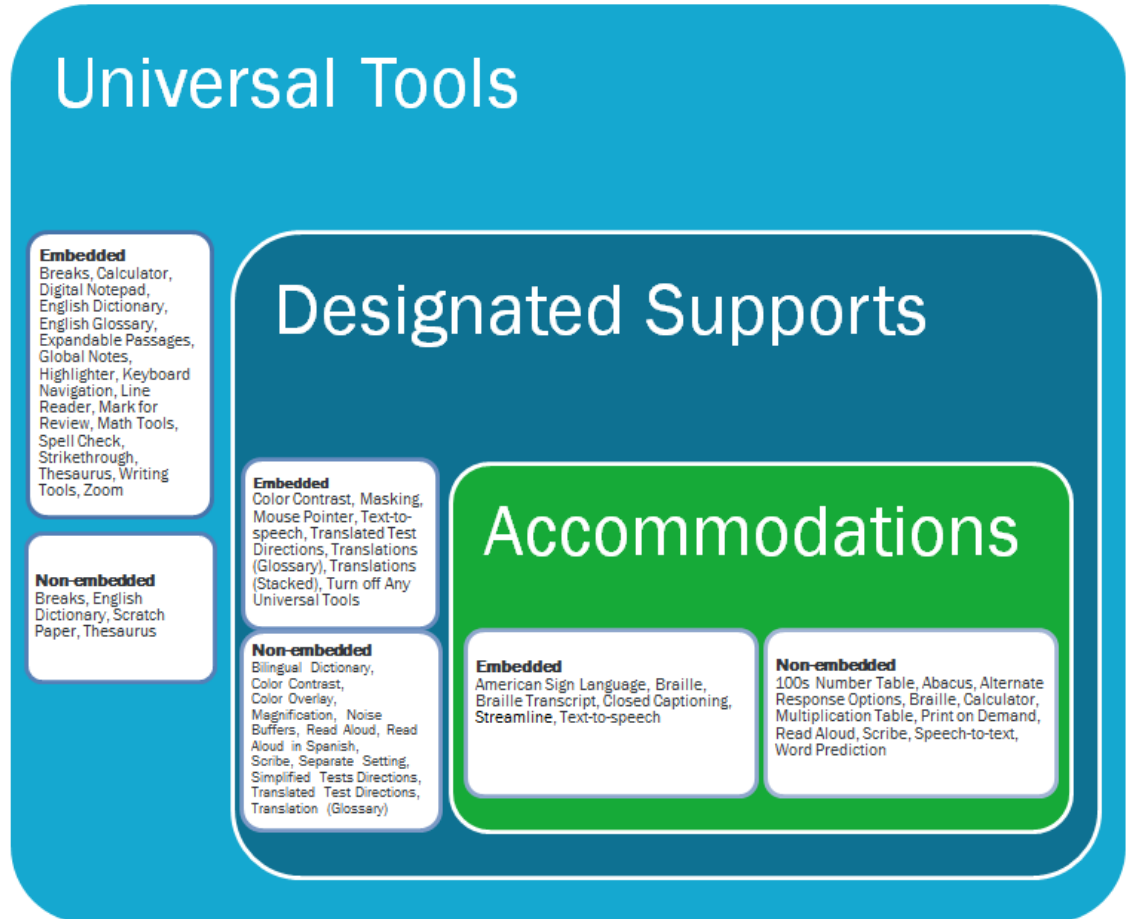
<http://doe.sd.gov/octe/SMARTERbalanced.aspx>

Scroll down to the Designated Supports and Accommodations table towards bottom of page

# SBAC Accommodations

Three levels of support both embedded and non-embedded

- Universal Tools
  - For ALL students
- Designated Supports
  - For SOME students
- Documented Accommodations
  - For a FEW students



Taken from the *Smarter Balanced Assessment Consortium: Usability, Accessibility, and Accommodations Guidelines* document

# Appendix A: Summary of Smarter Balanced Universal Tools, Designated Supports, and Accommodations

	Universal Tools	Designated Supports	Accommodations
<i>Embedded</i>	Breaks Calculator <sup>1</sup> Digital Notepad English Dictionary <sup>2</sup> English Glossary Expandable Passages Global Notes <sup>3</sup> Highlighter Keyboard Navigation Line Reader Mark for Review Math Tools <sup>4</sup> Spell Check Strikethrough Thesaurus <sup>5</sup> Writing Tools <sup>6</sup> Zoom	Color Contrast Masking Mouse Pointer Streamline Text-to-Speech <sup>7</sup> Translated Test Directions <sup>8</sup> Translations (Glossary) <sup>9</sup> Translations (Stacked) <sup>10</sup> Turn off Any Universal Tools	American Sign Language <sup>11</sup> Braille Braille Transcript Closed Captioning <sup>12</sup> Text-to-Speech <sup>13</sup>
<i>Non-embedded</i>	Breaks English Dictionary <sup>14</sup> Scratch Paper Thesaurus <sup>15</sup>	Amplification Bilingual Dictionary <sup>16</sup> Color Contrast Color Overlay Magnification Medical Device Noise Buffers Read Aloud <sup>17</sup> Read Aloud in Spanish <sup>18</sup> Scribe <sup>19</sup> Separate Setting Simplified Test Directions Translated Test Directions Translations (Glossary) <sup>20</sup>	100s Number Table <sup>21</sup> Abacus Alternate Response Options <sup>22</sup> Braille <sup>23</sup> Calculator <sup>24</sup> Multiplication Table <sup>25</sup> Print on Demand Read Aloud <sup>26</sup> Scribe <sup>27</sup> Speech-to-Text Word Prediction

# Universal Tools For ALL students

## Universal Tools

### **Embedded**

Breaks, Calculator, Digital Notepad, English Dictionary, English Glossary, Expandable Passages, Global Notes, Highlighter, Keyboard Navigation, Line Reader, Mark for Review, Math Tools, Spell Check, Strikethrough, Thesaurus, Writing Tools, Zoom

### **Non-embedded**

Breaks, English Dictionary, Scratch Paper, Thesaurus

# All Students

# Universal Tools

- Provided for all students
  - Digitally (**Embedded** – part of the technology platform) or
  - Separately (**Non-embedded** – outside of the computer)
- Based on student preference and selection
- Can be turned off if tool is viewed as a distraction
- Tools should be used in other digital environments so students are familiar with them

# Universal Tools

## Provided for ALL students

### Embedded Tools

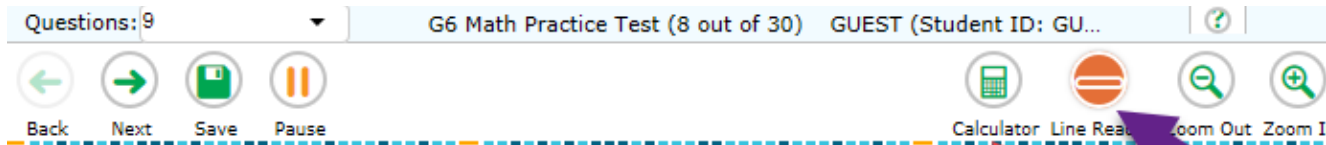
- Breaks
- **Calculator** (grades 6-8 & 11)
- Digital Notepad
- English Dictionary (for ELA performance task full write)
- English Glossary
- Expandable Passages
- Global Notes (for ELA performance tasks)
- Highlighter
- Keyboard Navigation
- **Line Reader**
- Mark for Review
- Math Tools
- Spell Check (for ELA items)
- Strikethrough
- Thesaurus (for ELA performance task full writes)
- Writing Tools
- **Zoom** (can be set at a larger font in TIDE)

# Universal Tools Provided for ALL students

## Non-Embedded Tools

- Breaks
- English Dictionary (for ELA performance task full writes)
- Scratch Paper
- Thesaurus (for ELA performance task full writes)

# What do some of these tools look like?

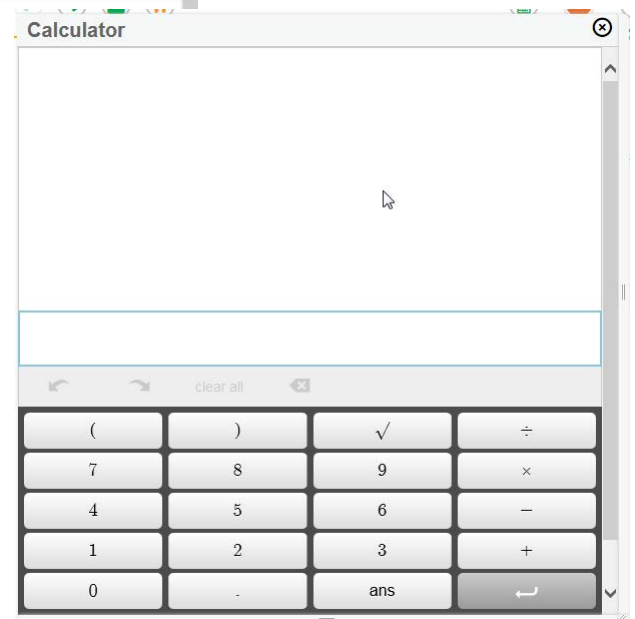
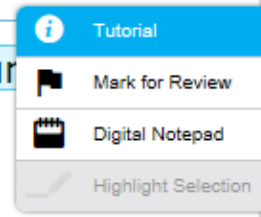


9

The table shows the relationship between the amount of ginger ale and fruit juice needed to make punch.

Fill in the missing values to complete the table.

Ginger Ale (L)	Fruit Juice (oz)
<input type="text"/>	12
3	18
5	30
9	<input type="text"/>





## Student Directions

### Mandatory Financial Literacy Classes Argumentative Performance Task

#### Task:

In your economics class, you are discussing the importance of making smart financial decisions. Your teacher tells you that, in some school districts, students are required to take a financial literacy class before graduating. Your school board is hosting a meeting to decide whether to offer such a course for graduation and wants students to contribute their perspectives. As part of your initial research, you have found four sources about financial literacy classes.



write your multi-paragraph argumentative essay  
-revise and edit the final draft of your multi-paragraph argumentative essay

Word-processing tools and spell check are available to you.

For Part 2, you are being asked to write a multi-paragraph argumentative essay so be as thorough as possible. Type your response in the space provided. The box will expand as you type.

Remember to check your notes and your prewriting/planning as you write and then revise and edit your argumentative essay.

**B** *I* U *I<sub>x</sub>*          ABC English

Ω

Question 4

GUEST SESSION

Dictionary Global Notes Line Reader Zoom Out Zoom In

### Dictionary

Merriam-Webster

financial

Dictionary Thesaurus

Showing **Thesaurus** search results for

## financial (adjective)

1 ENTRIES FOUND:

[financial \(adjective\)](#)

**financial** *adjective*

of or relating to money, banking, or investments <The financial world was watching the stock market closely.>

**Synonyms** [fiscal](#), [monetary](#), [pecuniary](#)

**Related Words** [capitalist](#) (or capitalistic), [commercial](#), [economic](#)


graph argumentative essay  
draft of your multi-paragraph  
and spell check are available to you.

### Notepad

Cancel Save and Close

course for graduation and wants students to contribute their perspectives. As part of your initial research, you have found four sources about financial literacy classes.

# Questions about the Tools



# Universal Tools

## **Embedded**

Breaks, Calculator, Digital Notepad, English Dictionary, English Glossary, Expandable Passages, Global Notes, Highlighter, Keyboard Navigation, Line Reader, Mark for Review, Math Tools, Spell Check, Strikethrough, Thesaurus, Writing Tools, Zoom

## **Non-embedded**

Breaks, English Dictionary, Scratch Paper, Thesaurus

# Designated Supports

## **Embedded**

Color Contrast, Masking, Mouse Pointer, Text-to-speech, Translated Test Directions, Translations (Glossary), Translations (Stacked), Turn off Any Universal Tools

## **Non-embedded**

Bilingual Dictionary, Color Contrast, Color Overlay, Magnification, Noise Buffers, Read Aloud, Read Aloud in Spanish, Scribe, Separate Setting, Simplified Tests Directions, Translated Test Directions, Translation (Glossary)

# Some Students

# Designated Supports



- For any student for which a need has been indicated
  - By an educator or
  - By a team of educators with parent/guardian and/or student
  - Through a consistent process
    - IEP (Individual Education Plan)
    - Rtl (Response to Intervention)
    - LAP (Language Acquisition Plan)
    - SAT (Student Assistance Team)
    - District process
- Currently being used for instruction and/or other assessment
- Identified prior to the assessment
- Activated prior to testing in the TIDE (Test Information Distribution Engine)

# Designated Supports Provided for SOME Students

## Embedded Supports

- Color Contrast
- Masking
- Mouse Pointer (size & color)
- **Streamline**
- **Text-to-speech** (Grades 3-8, &11 for all Math and ELA items) (May need to download Julie Voice pack for PC Computers)
- Translated test directions
- Translations (glossaries for math items)
- Translations (stacked for math items)
- Turn off universal tools

# Designated Supports Provided for SOME Students

## Non-Embedded Supports

- Amplification (permissive mode must be enabled)
- Bilingual dictionary (for ELA performance task full writes)
- Color contrasts
- Color overlays
- Magnification (permissive mode may need to be enabled)
- **Medical Device**
- Noise Buffers
- **Read aloud** (Grades 3-8, & 11 for all math and ELA items – not reading passages – must be certified staff)
- **Scribe** (for ELA non-writing items and math items – must be certified staff)
- Separate setting
- **Simplified Test Directions**
- **Translated Test Directions** (PDF of directions translated in the language read by an adult)
- Translations (glossaries for math items)

# Simplified Directions Designated Support for SBAC

- Information about simplified test directions can be found at <https://sd.portal.airast.org/resources/operational-assessments-sdsba-ta/>
- Can simplify the information in the **SAY box** in the Test Administrator's Manual
- Simplified directions is **NOT** simplifying the test questions.

## Example of Simplified Test Directions

<b>Full Log-in Directions</b>	<b>Simplified Log-in Directions</b>
<p>Now we are ready to log in. Once you have logged in, you will have to wait for me to approve the test before you start. I'll be checking that you have correctly entered the test session ID and other information.</p> <p>Enter your legal first name, not your nickname, followed by your SSID number. Then enter the test session ID. Raise your hand if you need help typing this information on your keyboard.</p>	<p>Now we are ready to log in. Enter your legal first name, not your nickname, followed by your SSID number. Then enter the test session ID.</p>
<p>Now click "Sign In." Once you have successfully logged in, you will see a screen with your first name and other information about you. If all of the information on your screen is correct, select YES to continue. If any of the information is incorrect, please raise your hand and show me what is incorrect.</p>	<p>Now click "Sign In." Make sure that your personal information on the next screen is correct and click YES to continue. If it is not correct, raise your hand.</p>
<p>On the next screen, select the [INSERT NAME OF TEST]. After you have selected your test, you will see a screen with a moving bar and message saying that you are waiting for Test Administrator approval. Please wait quietly while I verify each of your tests.</p>	<p>On the next screen, select the [INSERT NAME OF TEST]. Then wait.</p>

# What do some of these supports look like?

The screenshot shows a math practice test interface. At the top, it displays "Questions: 1", "G3 Math Practice Test (0 out of 31)", "GUEST (Student ID: GUEST)", and "GUEST SESSION". Navigation icons for "Back", "Next", "Save", and "Pause" are on the left, and "Line Reader", "Zoom Out", and "Zoom In" are on the right. The main content area shows a question number "1" and a problem: "Megan baked 28 sugar cookies and 24 chocolate chip cookies. Enter the total number of cookies Mega". A blue arrow points to the text "chocolate chip cookies". A support window titled "Spanish Glossary" is open, showing the definition: "galletas con pedacitos de chocolate, galletas con trocitos de chocolate" and a speaker icon. Below the question is a numeric keypad with buttons for digits 1-9, 0, a decimal point, and a fraction template button.

1

Megan baked 28 sugar cookies and 24 chocolate chip cookies.  
Enter the total number of cookies Mega

chocolate chip cookies

**Spanish Glossary**  
galletas con pedacitos de chocolate, galletas con trocitos de chocolate

1	2	3
4	5	6
7	8	9
0	.	$\frac{\square}{\square}$



Back



Next



Save



Pause



Line Reader



Zoom Out



Zoom In

Read the passage and answer the questions.

### A Rainy Day at the Farmer's Market

I heard the honking of the horn as my dad's truck pulled into the driveway. Immediately, I knew it was time to stop playing catch with my dog. My grandmother called, "Matthew! Your dad is home. Please come help him!"

I was disappointed. It was a cloudy Saturday, and I thought we would be able to skip the Farmer's Market. I had hoped to do what I wanted today, but no such luck.

"Matthew!" Grandmother called again.

"I'll be right there!" I yelled.

"Please get the big umbrellas from the basement," Grandmother said. "It looks like it's going to rain."

I still had to put on some shoes. I decided to wear my cowboy boots, but I couldn't find them. I looked in

# Questions about Designated Supports



# Documented Accommodations For FEW students

## Universal Tools

### Embedded

Breaks, Calculator, Digital Notepad, English Dictionary, English Glossary, Expandable Passages, Global Notes, Highlighter, Keyboard Navigation, Line Reader, Mark for Review, Math Tools, Spell Check, Strikethrough, Thesaurus, Writing Tools, Zoom

### Non-embedded

Breaks, English Dictionary, Scratch Paper, Thesaurus

## Designated Supports

### Embedded

Color Contrast, Masking, Mouse Pointer, Text-to-speech, Translated Test Directions, Translations (Glossary), Translations (Stacked), Turn off Any Universal Tools

### Non-embedded

Bilingual Dictionary, Color Contrast, Color Overlay, Magnification, Noise Buffers, Read Aloud, Read Aloud in Spanish, Scribe, Separate Setting, Simplified Tests Directions, Translated Test Directions, Translation (Glossary)

## Accommodations

### Embedded

American Sign Language, Braille, Braille Transcript, Closed Captioning, Streamline, Text-to-speech

### Non-embedded

100s Number Table, Abacus, Alternate Response Options, Braille, Calculator, Multiplication Table, Print on Demand, Read Aloud, Scribe, Speech-to-text, Word Prediction

# Documented Accommodations

- Documented need for the support such as an IEP or a 504 plan
  - Decisions made by a team
  - Information must be entered in the TIDE so they can be activated
- Exception may be a student who has a physical injury such as a broken hand or arm and can't use the computer
  - May use the speech-to-text and/or
  - Scribe
  - If they have experience using these supports

# Documented Accommodations For FEW students

## Embedded Accommodations

- American Sign Language (for ELA listening items and math items)
- Braille
- Braille Transcript (ELA listening passages)
- Closed Captioning (for ELA listening passages)
- Text-to-speech (for ELA reading passages)

# Documented Accommodations For FEW students

## Non-embedded Accommodations

- **100s Number Table** (grade 4 and up)
- **Abacus**
- **Alternate response options** (may need to enable permissive mode)
- **Braille** (paper/pencil assessment)
- **Calculator** (Braille & Talking for calculator items only, grades 6-8, & 11)
- **Multiplication Table** (grade 4 and above for math items – single digit 1-9)
- **Print on demand** (contact DOE)
- **Read aloud** (for ELA passages – [must be certified staff](#))
- **Scribe** (for writing items – [must be certified staff](#))
- **Speech to text** (need a voice recognition software and must enable permissive mode)
- **Word Prediction** (must have word prediction software and must enable permissive mode)

# Word Prediction

- For students with
  - documented motor or orthopedic impairments
  - Moderate to severe learning disabilities that prevent them from recalling, processing or expressing written language
- Allows students to begin writing a word or choose from a list of words
- Must have the word prediction software
- Student must be familiar with the software

# Word Prediction Cautions

- Program **MUST** use only single word prediction
- Deactivate the following
  - Phrase prediction
  - Predict ahead
  - Next word
  - Expanded dictionaries such as
    - Topic dictionaries
    - Work banks
- May use
  - Phonic spelling functionality
  - Built in speech output

# Caution

## For Accommodations

- Student must be on an IEP or 504 to receive accommodation
  - If not, will invalidate the assessment
  - Student will not receive a score
  - Will count as a non-participant
- If there is an **exception**, contact Assessment Office at DOE

# Questions about Accommodations



# This and That

# Permissive Mode

- Needed for Non-Embedded Supports and/or Accommodations that need to interact with the computer
  - Amplification
  - Magnification
  - Noise Buffers
  - Alternate Response Options
  - Speech-to-Text
  - Word Prediction

# Print on Demand

- **What is it**

- Complicated way to print the assessment
- Takes 3-4 times longer to take the assessment
- Many security breach concerns

- **Who should receive this accommodation**

- Students that can't sit in front of a computer screen
  - Causes migraines
  - Triggers seizures
  - Others?

# Text-to-Speech vs Read Aloud

## Either/or NOT both for State Assessment

- Text-to-Speech
  - Computer reads information to student
  - Student needs headset of some sort
  - Students get information the same way
  - More secured testing environment
  - Student is more independent
- Read Aloud
  - Read by a trained certified staff
  - One-on-one administration
  - Less secure
  - Student depends on someone else

# Text-to-Speech/Read Aloud

## One of the other – not both

### Designated Support

- ELA – items
- ELA PT – all
- Math – all
  
- Only for those who need it
- Not for all kids in classroom
- May hinder not help

### Accommodations

- ELA – passages
  
- Should be very few in the state
- Print disability
- Documented on IEP
- Receiving intensive instruction and interventions in fundamental reading
- Requires specialized formats for reading

# More questions




# Student Information in TIDE (Test Information Distribution Engine)



- How many know what this is?
- How many have access to this?
- Are you responsible for updating this?
- Who in your district updates this?

# Student Information

TIDE

 south dakota  
DEPARTMENT OF EDUCATION  
Learning. Leadership. Service.

Administration: SD 2017-2018 | Role: DA

[General Resources](#) [Help](#) [Inbox](#) [Manage Account](#) [Log out](#)

[Download THSS Materials](#)  
[Non-disclosure Agreement](#)  
[Download Voice Pack](#)

Find Student by ID

### Preparing for Testing

- [Users](#)
- [Students](#)
- [Rosters](#)
- [Paper Ordering](#)

### Administering Tests

- [Appeals](#)
- [Monitoring Test Progress](#)
- [Print Testing Tickets](#)

### After Testing

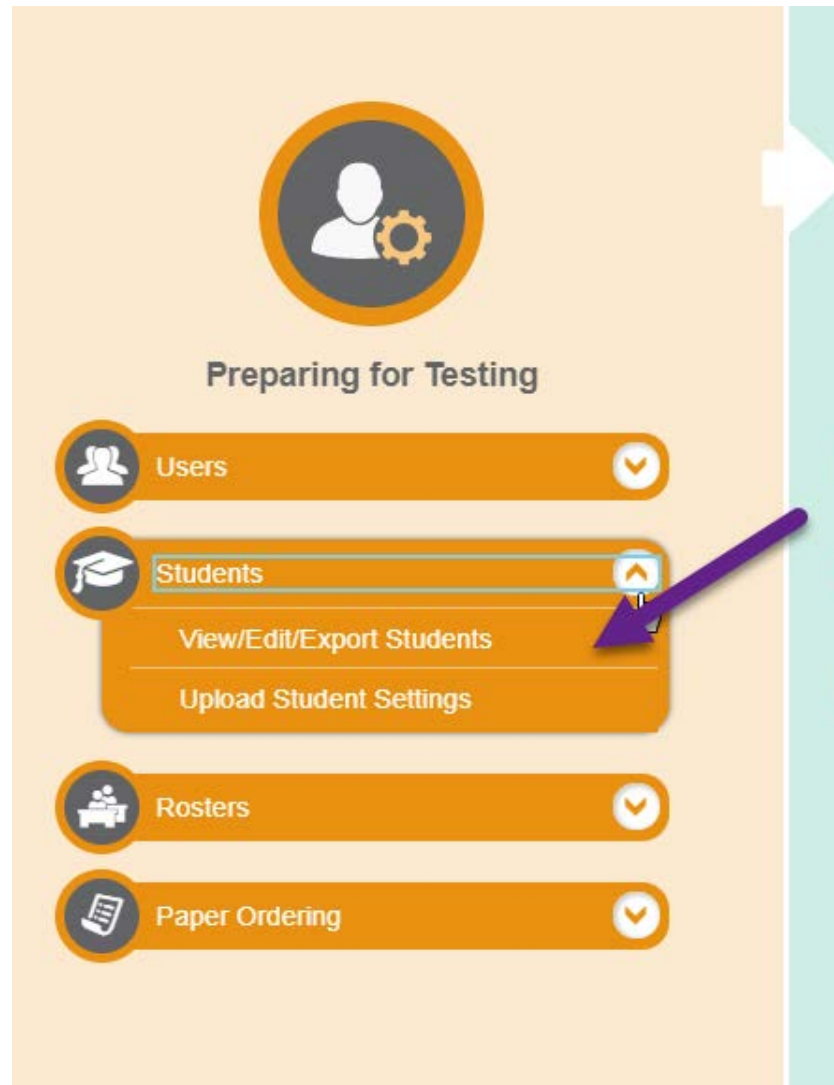
- [Data Cleanup](#)

[Contact Help Desk](#)

# Checking for Supports and Accommodation Settings

- What do you need to check?
- Who is responsible for this?
- How is this process completed and when?

# Student Information



**Preparing for Testing**

- Users
- Students**
  - View/Edit/Export Students
  - Upload Student Settings
- Rosters
- Paper Ordering

# Finding the student

Home | Preparing for Testing | Administering Tests | After Testing

Users ▾ | Students ▾ | Rosters ▾ | Paper Ordering ▾

Find Student by ID

### View/Edit/Export Students

Use this page to view, edit, or export students. [more info](#)

#### Search Students

\*District: Demo District 9997 - 099 ▾ | Student's First Name:

\*School: Demo School 999701 - 0 ▾ | SSID:

Student's Last Name:  | Grade: - Select - ▾

#### Advanced Search

Search Fields: -- Select -- ▾

Additional Criteria Chosen:

# Choose the student

## View/Edit/Export Students

Use this page to view, edit, or export students. [more info](#)

+ Search Students



Number of students found: 5

Enter search terms to filter search result 🔍

Edit	School Information		Student Information							Test Settings and Tools		
	District	School	Student's Last Name	Student's First Name	Student's Middle Name	Gender	BirthDate (MMDDYYYY)	SSID	Grade	Zoom	Color Contrast	
<input type="checkbox"/>		09997	09997_09997-01	Dennis	Merry		Female	09092001	9999999004	05	MA:2.5X ELPT:2.5X	MA:Medium Gray on Light Gr ELPT:Medium Gray on Light EL:Yellow on Blue
<input type="checkbox"/>		09997	09997_09997-01	Dennis	Merry		Female	09092001	9999999005	06	MA:3X	MA:Yellow on Blue ELPT:Yellow on Blue EL:Reverse Contrast
<input type="checkbox"/>		09997	09997_09997-01	Dennis	Merry		Female	09092001	9999999006	07		
<input type="checkbox"/>		09997	09997_09997-01	Dennis	Merry		Female	09092001	9999999007	08		
<input type="checkbox"/>		09997	09997_09997-01	Dennis	Merry		Female	09092001	9999999008	9		

# Check for IDEA or 504

## View/Edit Student



### Student Demographics

Go to section:

- 1
- 2
- 3
- 4
- 5
- 6
- 7
- 8

District: 09997 - Demo District 9997

District assigned student identifier: 809890890

School: 09997\_09997-01 - Demo School 999701

Student's Last Name: Dennis

\*IDEA Indicator:  Yes  No

Student's First Name: Merry

\*LEP Status:  Yes  No

Student's Middle Name:

\*Section 504: Unknown or cannot provic

\*Gender:  Male  Female

Language Code:

BirthDate (MMDDYYYY): 09092001

English Language Proficiency Level:

\*SSID: 9999999004

Migrant Status:  Yes  No

\*Confirmation Code: 90090

First Entry Date into a US School

(MMDDYYYY): 09092001

\*Grade: 05

Limited English Proficiency Entry Date

(MMDDYYYY): 09092001

Paper Tester: Yes

Limited English Proficiency Exit Date

(MMDDYYYY): 09092003

Title III Language Instruction Program

Type: Other

Primary Disability Type: VI - Visual impairment

Interim Eligibility

# Notice tools and designated supports are both in the drop down (embedded)

**View/Edit Student**

Universal Tools Embedded	ELA	ELA-PT	Mathematics
Translation (Glossary) ?	English Glossary	English Glossary	Russian & English Glossary
Zoom ?	<div style="border: 1px solid black; padding: 5px;">           1X  <b>Universal Tools</b>            1.5X            1.75X            2.5X            3X            Designated Support            5X (Streamlined Mode required)            10X (Streamlined Mode required)            15X (Streamlined Mode required)            20X (Streamlined Mode required)         </div>	2.5X	2.5X

**Embedded Designated Supports**

Embedded Designated Supports	ELA	ELA-PT	Mathematics
Color Contrast ?		Medium Gray on Light Gr	Medium Gray on Light Gr
Masking ?	OFF	ON	ON
Mouse Pointer ?	System Default	System Default	System Default
Text To Speech ?	Passages	Passages	Stimuli

**Non-Embedded Designated Supports**

Non-Embedded Designated Supports	ELA	ELA-PT	Mathematics
Non-Embedded Designated Supports ?	Noise Buffers	Bilingual Dictionary	Glossary - Filipino

# Notice designated support and accommodations are both listed (embedded)

Mathematics

ON

Not Applicable

English  
Accommodations  
Braille  
Designated Support  
Spanish

None

ON

# Non-embedded designated supports (notice checkboxes and scroll bar)

**View/Edit Student**

Embedded Designated Supports	ELA	ELA-PT	Mathematics
Mouse Pointer ?	System Default	System Default	System Default
Text To Speech ?	None	None	None

**Non-Embedded Designated Supports**

Non-Embedded Designated Supports	ELA	ELA-PT	Mathematics
Non-Embedded Designated Supports ?	Noise Buffers	Bilingual Dictionary	Glossary - Filipino

**Embedded Accommodations**

Embedded Accommodations	ELA	ELA-PT	Mathematics
American Sign Language ?		ON	ON
Braille Type ?		Not Applicable	Not Applicable
Closed Captioning ?			
Permissive Mode ?	ON	ON	ON
Presentation/Language ?	English	English	Spanish

**Go to section:**

- 1
- 2
- 3
- 4
- 5
- 6
- 7
- 8





**Non-Embedded Designated Supports Menu:**

- Noise Buffers
- Amplification
- Color Contrast
- Color Overlay
- Magnification
- Read Aloud Items
- Scribe Items (Non-Writing)

# Embedded Accommodations

Embedded Accommodations	ELA
American Sign Language ?	<input checked="" type="checkbox"/> ON
Braille Type ?	Not Applicable ▼
Closed Captioning ?	<input type="checkbox"/> OFF
Permissive Mode ?	<input checked="" type="checkbox"/> ON
Presentation/Language ?	English ▼
Print On Demand ?	None ▼
Streamlined Mode ?	<input checked="" type="checkbox"/> ON

# Knowing if students have a designated support or an accommodation enabled individually OR.....

<input type="checkbox"/>		09997	09997_09997-01	Demo V	Test	B	Female	01012001	SD12999999	12		
<input type="checkbox"/>		09997	09997_09997-01	Dennis	Merry		Female	09092001	9999999004	05	MA:2.5X ELPT:2.5X	MA:Medium Gray on Light Gray ELPT:Medium Gray on Light Gray EL:Yellow on Blue
<input type="checkbox"/>		09997	09997_09997-01	Dennis	Merry		Female	09092001	9999999005	06	MA:3X	MA:Yellow on Blue ELPT:Yellow on Blue EL:Reverse Contrast
<input type="checkbox"/>		09997	09997_09997-01	Dennis	Merry		Female	09092001	9999999006	07		



# Exporting a file to check designated supports and accommodations

The screenshot shows a web interface for managing students. At the top, there is a search bar labeled "Search Students". Below it, there are two icons: a printer icon and a share/export icon. A purple arrow points to the share/export icon. A dropdown menu is open from this icon, showing four options: "Export All to Excel (210)", "Export My Selected to Excel (2)", "Export All to CSV (210)", and "Export My Selected to CSV (2)". Two red arrows point to the "Export My Selected to Excel (2)" and "Export My Selected to CSV (2)" options. Below the menu is a table with columns for "Edit", "Last Name", "Student's First Name", and "Student's Middle Name". The first two rows of the table have checkboxes checked in the "Edit" column, and two green arrows point to these checkboxes. The table contains three rows of student data, all with the last name "Baker" and first name "Shirley".

Information	Last Name	Student's First Name	Student's Middle Name
<input checked="" type="checkbox"/>	Baker	Shirley	
<input checked="" type="checkbox"/>	Baker	Shirley	
<input type="checkbox"/>	Baker	Shirley	



# Or

Users ▾ Students ▾ Rosters ▾ Paper Ordering ▾



### View/Edit/Export Students

**i** Use this page to view, edit, or export students. [more info ▾](#)

+ Search Students

 ▾  ▾

- All Test Tickets (5)
- My Selected Test Tickets (0)
- All PreID Labels (5)
- My Selected PreID Labels (0)
- All Student Settings and Tools (5)
- My Selected Student Settings and Tools (0)

					Student's First Name	
<input type="checkbox"/>		09997	09997_09997-01	Dennis	Merry	
<input type="checkbox"/>		09997	09997_09997-	Dennis	Merry	

# More of a PDF or Word document for checking student settings

Print


Cancel

Administration: SD 2017-2018

Print Options

Test Tickets

PreID Labels

 Student Settings and Tools

## Student Test Settings and Tools

Student Name	Enrolled Grade	School	District	Test Settings and Tools
DENNIS, MERRY	05	DEMO SCHOOL 9 99701 (09997_099 97-01)	DEMO DISTRICT 9997 (09997)	<p><b>ELA</b> Color Contrast:Yellow on Blue Masking:Off Permissive Mode:On Non-Embedded Designated Supports:Noise Buffers American Sign Language:On Non-Embedded Accommodations:Alternate Response Options Streamlined Mode:On</p> <p><b>ELA-PT</b> Color Contrast:Medium Gray on Light Gray Zoom:2.5X Permissive Mode:On Non-Embedded Designated Supports:Bilingual Dictionary American Sign Language:On Non-Embedded Accommodations:Speech-to-Text Streamlined Mode:On</p> <p><b>Mathematics</b> Color Contrast:Medium Gray on Light Gray Zoom:2.5X Presentation/Language:Spanish Translation (Glossary):Russian &amp; English Glossary Permissive Mode:On Non-Embedded Designated Supports:Glossary - Filipino American Sign Language:On Non-Embedded Accommodations:Alternate Response Options Streamlined Mode:On</p>
				<p><b>ELA</b> Color Contrast:Reverse Contrast Text To Speech:Items Translation (Glossary):No Glossary Masking:Off</p>

# Resources

# Documents

- Special Considerations
- Reading Passages
  - Gr 3-5
  - Gr 6-11
- Print on Demand

# Special Accommodation Considerations

- For those accommodations not listed for the state assessment
- Students are currently using for instructional purposes
- Cannot violate the constructs of the assessment
- Must be an accommodation, not a modification
- Cannot be used unless approved by SD DOE (Assessment Office)
  - Fill out form
  - Email to [DOEAssessment@state.sd.us](mailto:DOEAssessment@state.sd.us)

# Reading Passages

- For a very small number of students
- For students with a print disability
- Must assure to all of the assurances
- Mailed to DOE (address on form)

## SBAC Reading Passages Read Aloud/Text-to-Speech (Grades 3-5)

District: [Click here to enter text.](#) School: [Click here to enter text.](#) School Year: [Click here to enter text.](#)

Student Name: <a href="#">Click here to enter text.</a>	SIMS: <a href="#">Click here to enter text.</a>	Grade: Choose an item.
Special Ed Teacher: <a href="#">Click here to enter text.</a>	Disability: <a href="#">Click here to enter text.</a>	
<input type="checkbox"/> IEP or <input type="checkbox"/> 504 Plan	<input type="checkbox"/> Text-to-Speech (computer read)	or <input type="checkbox"/> Read Aloud (human reader)

The text-to-speech or human read aloud accommodations are intended to provide access for a very small number of students for printed or written texts for Reading Passages. These students have print-related disabilities and otherwise would be unable to participate in the state assessment. This accommodation is NOT intended for students reading moderately below grade level. Schools should use a variety of sources as evidence when making accommodation decisions.

Please explain the student's need for the text-to-speech or read aloud accommodation for reading passages. The explanation should include information from evaluations, present levels of performance, services and supports, and/or goals from the IEP.

[Click here to enter text.](#)

Assurances: Please check mark each assurance.

- I assure the student has:
  - Blindness or a significant visual impairment and has not yet learned (or is unable to use) Braille, or
  - A disability that severely limits or prevents him or her from accessing printed text, even after varied and repeated attempts to teach the student to do so
- I assure there is documentation in the current IEP of:
  - Remedial reading services
  - The student's current reading skills
  - IEP goals related to reading development
  - Other accommodations or supplementary aids and/or services provided to the student to support reading instruction
- I assure the student receives:
  - Ongoing intensive instruction and/or interventions in foundational reading skills
- I assure the student:
  - Requires specialized formats including text-to-speech or read aloud for all content areas in which reading is required (such as belongs to Bookshare or a similar organization or computer based textbooks from publisher)

Sped Director or 504 Coordinator \_\_\_\_\_ Date \_\_\_\_\_ Assessment Coordinator \_\_\_\_\_ Date \_\_\_\_\_

**DUE: February 1**

Please send originals to: Beth Schiltz, Program Specialist  
SD DOE, Special Education  
800 Governors Drive  
Pierre, SD 57501

Note: All assurances must be agreed to (all boxes checked). Form content verification may be completed during onsite visits.

# Print on Demand

## SBAC Print on Demand Request

District: [Click here to enter text.](#) School: [Click here to enter text.](#) School Year: [Click here to enter text.](#)

Student Name: <a href="#">Click here to enter text.</a>	SIMS: <a href="#">Click here to enter text.</a>	Grade: Choose an item.
Special Ed Teacher: <a href="#">Click here to enter text.</a>	Disability: <a href="#">Click here to enter text.</a>	
<input type="checkbox"/> IEP	<input type="checkbox"/> 504 Plan	

Please provide an explanation for needing the Print on Demand. The explanation should include information from evaluations, present levels of performance, services and supports, and/or goals from the IEP.

[Click here to enter text.](#)

Assurances: Please check mark each assurance.

- I assure that the IEP or 504 plan indicates the state assessment will be provided via a print version.
- I assure that the Print on Demand has been enabled in TIDE.
- I assure that a certified staff will administer the assessment.
- I assure that a certified staff will act as a scribe, entering the student's information from the printer version of the item into the online delivery system.
- I assure that the certified staff acting as scribe has been trained according to the Scribe Protocol. (<http://doe.sd.gov/octe/SMARTERbalanced.aspx>)
- I assure that a location with a printer and shredder has been dedicated for printing and destruction of the assessment.
- I assure that a certified staff has been assigned to wait by the printer for the item, deliver the item to the student, and immediately shred the item once the answer has been entered into the online test delivery system.

Sped Director or 504 Coordinator \_\_\_\_\_ Date \_\_\_\_\_ Assessment Coordinator \_\_\_\_\_ Date \_\_\_\_\_

DUE: February 15, 2018

Please send originals to: Beth Schiltz, Program Specialist SD  
DOE, Special Education  
800 Governors Drive  
Pierre, SD 57501

Note: Form content verification will be completed during onsite visits.

- Certified staff must administer assessment
- Scribe must be certified staff
- 2 computers
  - One for student assessment
  - One for TA to print
- Secured printer
- Shredded
- Fill out form and mail to address on form

# Calculator as an accommodation

- Braille or talking calculator
- Send information in email to Beth
  
- Remember-
  - Embedded calculator for grades 6-8 & 11 as a tool so ALL students do have access to a calculator for the appropriate items

# Resources and Tools

# Teacher/Coordinator Tools

- UAAG
- Accommodation Manual
- ISSAP Tool
- Student Planning Tool
- Tide Settings Worksheet
  
- <http://doe.sd.gov/octe/SMARTERbalanced.aspx>

# ISAAP Tool

(Individual Student Assessment Accessibility Profile)

- Tool used to help document decisions on designated supports and accommodations needed
- Can be used to provide information to person designated to input TIDE information

# ISAAP Tool

## (Individual Student Assessment Accessibility Profile)

<http://doe.sd.gov/octe/SMARTERbalanced.aspx>

E26				
A	B	C	D	E
1	Student Last Name		SSID (consistent with TIDE)	Grade
2				Educator(s) completing ISAAP
3				
4	Student First Name	Teacher of Record	School (ID or Name)	
5				
6				
7	Universal Tools - Embedded (Default setting for universal tools is selected; de-select any tool as needed)			
8	<input type="checkbox"/> Breaks	<input type="checkbox"/> Calculator	<input type="checkbox"/> Digital Notepad	<input type="checkbox"/> English Dictionary
9				<input type="checkbox"/> English Glossary
10	<input checked="" type="checkbox"/> Expandable Passages	<input checked="" type="checkbox"/> Global Notes	<input type="checkbox"/> Highlighter	<input type="checkbox"/> Keyboard Navigation
11				<input type="checkbox"/> Mark for Review
12	<input type="checkbox"/> Math Tools	<input type="checkbox"/> Spell Check	<input type="checkbox"/> Strikethrough	<input type="checkbox"/> Writing Tools
13				<input checked="" type="checkbox"/> Zoom
14				
15				
16				
17				
18	Student Need(s) Select all that apply	Identification of Student Need Recommendation: IEP or 504 must be selected to populate recommended Accommodations	Designated Supports Educator(s) Recommendation (To view guidance on recommended use of the Designated Support/Accommodation, hover over selected cell)	Select Designated Supports
19	<input type="checkbox"/> Support for executive functioning: attention, cognition control, and processing	<input type="checkbox"/> Individual Education Program		
20				
21	<input type="checkbox"/> Support for persistent calculation disability, dyscalculia	<input type="checkbox"/> 504 Plan		
22	<input type="checkbox"/> Support for reading-related disabilities, print disabilities, struggling readers	<input type="checkbox"/> Educator(s) Recommendation		
23				
24				
25				
26				

Navigation: About | Instructions | Student1 | Student2 | Student3 | Student4 | Student5 | Student6 | Student7 | St |

# Another Student Plan Tools

- State developed tool
  - SBAC Student Plan Worksheet
  - <http://doe.sd.gov/octe/SMAFTERbalanced.aspx> - in the Designated Supports and Accommodations Information Table (towards the bottom of the page)
- District developed tool
- IEP (Individual Education Plan) process
- LAP (Language Acquisition Plan) process

## Standard Accommodations for Statewide Assessment for Students with an Individual Education Plan (IEP), 504 Plan or Language Acquisition Plan (LAP) - School Year \_\_\_\_\_

Student: \_\_\_\_\_ SIMS No.: \_\_\_\_\_ Grade: \_\_\_\_\_

Classroom Teacher: \_\_\_\_\_ Sped Teacher: \_\_\_\_\_

IEP  yes  no Disability: \_\_\_\_\_

IEP Date: \_\_\_\_\_ 504 Plan  yes  no

Accommodations  yes  no LAP  yes  no

List of participants in the discussion:

The following accommodations are to be made for this student SBAC English Language Arts (ELA) and Mathematics:

Embedded Designated Supports and Accommodations				Non-Embedded Designated Supports			
*ELA	ELA-PT	M	Comments	*ELA	ELA-PT	M	Comments
			<b>Color Contrast</b>				<b>Bilingual Dictionary</b>
			Black on Rose				Color Contrast
			Yellow on Blue				Color Overlay
			Medium Gray on Light Gray				Glossary - Spanish
			Reversal Contrast				Glossary - Arabic
			<b>Masking</b>				Glossary - Cantonese
			Available				Glossary - Filipino
			<b>Permissive Mode</b>				Glossary - Korean
			Enable				Glossary - Mandarin
			<b>Print Size</b>				Glossary - Punjabi
			Level 1				Glossary - Russian
			Level 2				Glossary - Ukrainian
			Level 3				Glossary - Vietnamese
			Level 4				Noise Buffer
			<b>Translation (Glossary)</b>				Magnification
			No Glossary				Read Aloud Items
			Arabic				Read Aloud Passages
			Cantonese				Scribe Items (Non-writing)
			Filipina				Separate Setting
			Korean				Translated Test Directions
			Mandarin				

Revised August 2015

Page 1 of 2

# TIDE Settings Worksheet

## SBAC Assessment Supports and Accommodations

### TIDE – Test Settings

District: [Click here to enter text.](#) School: [Click here to enter text.](#) School Year: [Click here to enter text.](#)

Student Name: <a href="#">Click here to enter text.</a>	SIMS: <a href="#">Click here to enter text.</a>	Grade: Choose an item.
Special Ed Teacher: <a href="#">Click here to enter text.</a>	Classroom Teacher: <a href="#">Click here to enter text.</a>	
<input type="checkbox"/> IEP	<input type="checkbox"/> 504 Plan	<input type="checkbox"/> LAP Plan
IEP Date: <a href="#">Click here to enter text.</a>		<input type="checkbox"/> Other Supports Process
Disability: <a href="#">Click here to enter text.</a>		

The following Universal Tools, Designated Supports, and Documented Accommodations are to be marked in TIDE (Test Information Distribution Engine) for this student for the SBAC English Language Arts (ELA), ELA-PT (Performance Task), and Mathematics: (click on the text in each box to enable the drop down feature or mark the checkbox.)

Universal Tools Embedded (UT)			
	ELA	ELA-PT	Mathematics
Zoom	1X	1X	1X
Translation (Glossary)	English Glossary (UT)	English Glossary (UT)	English Glossary (UT)
Embedded Designated Supports (DS)			
	ELA	ELA-PT	Mathematics
Color Contrast	Black on White	Black on White	Black on White
Masking	<input checked="" type="checkbox"/> On <input type="checkbox"/> Off	<input checked="" type="checkbox"/> On <input type="checkbox"/> Off	<input checked="" type="checkbox"/> On <input type="checkbox"/> Off
Mouse Pointer	System Default	System Default	System Default
Text To Speech	None	None	None
Non-Embedded Designated Supports (DS)			
	ELA	ELA-PT	Mathematics
	<input type="checkbox"/> Noise Buffers <input type="checkbox"/> Amplification <input type="checkbox"/> Color Contrast <input type="checkbox"/> Color Overlay <input type="checkbox"/> Magnification <input type="checkbox"/> Read Aloud Items <input type="checkbox"/> Scribe Items (Non-Writing) <input type="checkbox"/> Simplified Test Directions <input type="checkbox"/> Separate Setting <input checked="" type="checkbox"/> None	<input type="checkbox"/> Noise Buffers <input type="checkbox"/> Amplification <input type="checkbox"/> Bilingual Dictionary <input type="checkbox"/> Color Contrast <input type="checkbox"/> Color Overlay <input type="checkbox"/> Magnification <input type="checkbox"/> Read Aloud Items <input type="checkbox"/> Read Aloud Passages <input type="checkbox"/> Scribe Items (Non-Writing) <input type="checkbox"/> Simplified Test Directions <input type="checkbox"/> Separate Setting <input checked="" type="checkbox"/> None	<input type="checkbox"/> Noise Buffers <input type="checkbox"/> Amplification <input type="checkbox"/> Color Contrast <input type="checkbox"/> Magnification <input type="checkbox"/> Read Aloud Items <input type="checkbox"/> Read Aloud Items - Spanish <input type="checkbox"/> Read Aloud Stimuli <input type="checkbox"/> Read Aloud Stimuli - Spanish <input type="checkbox"/> Scribe Items (Non-Writing) <input type="checkbox"/> Simplified Test Directions <input type="checkbox"/> Separate Setting <input type="checkbox"/> Glossary – Arabic <input type="checkbox"/> Glossary – Cantonese <input type="checkbox"/> Glossary – Filipino <input type="checkbox"/> Glossary – Korean <input type="checkbox"/> Glossary – Mandarin

## SBAC Assessment Supports and Accommodations

### TIDE – Test Settings

			<input type="checkbox"/> Glossary – Punjabi <input type="checkbox"/> Translated Test Directions <input type="checkbox"/> Glossary – Russian <input type="checkbox"/> Glossary – Spanish <input type="checkbox"/> Glossary – Ukrainian <input type="checkbox"/> Glossary – Vietnamese <input checked="" type="checkbox"/> None
Embedded Accommodations (Acc)			
	ELA	ELA-PT	Mathematics
American Sign Language	<input type="checkbox"/> On <input checked="" type="checkbox"/> Off	<input type="checkbox"/> On <input checked="" type="checkbox"/> Off	<input type="checkbox"/> On <input checked="" type="checkbox"/> Off
Braille Type	Not Applicable	Not Applicable	Not Applicable
Streamlined Mode	<input type="checkbox"/> On <input checked="" type="checkbox"/> Off	<input type="checkbox"/> On <input checked="" type="checkbox"/> Off	<input type="checkbox"/> On <input checked="" type="checkbox"/> Off
Presentation/Language	English	English	English
Closed captioning	<input type="checkbox"/> On <input checked="" type="checkbox"/> Off		
Permissive Mode	<input type="checkbox"/> On <input checked="" type="checkbox"/> Off	<input type="checkbox"/> On <input checked="" type="checkbox"/> Off	<input type="checkbox"/> On <input checked="" type="checkbox"/> Off
Print on Demand	None	None	None
Non-Embedded Accommodations (Acc)			
	ELA	ELA-PT	Mathematics
	<input type="checkbox"/> Alternate Response <input type="checkbox"/> Braille – Paper (EBAE Contracted) <input type="checkbox"/> Braille – Paper (EBAE Uncontracted) <input type="checkbox"/> Braille – Paper (UEB Uncontracted) <input type="checkbox"/> Read Aloud Passages <input type="checkbox"/> Scribe Items (Writing) <input type="checkbox"/> Speech-to-Text <input checked="" type="checkbox"/> None	<input type="checkbox"/> Alternate Response <input type="checkbox"/> Braille – Paper (EBAE Contracted) <input type="checkbox"/> Braille – Paper (EBAE Uncontracted) <input type="checkbox"/> Braille – Paper (UEB Contracted) <input type="checkbox"/> Braille – Paper (UEB Uncontracted) <input type="checkbox"/> Scribe Items (Writing) <input type="checkbox"/> Speech-to-Text <input checked="" type="checkbox"/> None	<input type="checkbox"/> Abacus <input type="checkbox"/> Alternate Response Options <input type="checkbox"/> Braille – Paper (EBAE Contracted with Nemeth Math) <input type="checkbox"/> Braille – Paper (EBAE Uncontracted with Nemeth Math) <input type="checkbox"/> Braille – Paper (UEB Contracted with Nemeth Math) <input type="checkbox"/> Braille – Paper (UEB Uncontracted with Nemeth Math) <input type="checkbox"/> Calculator <input type="checkbox"/> Multiplication Table <input type="checkbox"/> 100s Number Chart <input type="checkbox"/> Speech-to-Text <input checked="" type="checkbox"/> None

# State Assessment Accommodations Worksheet

## SBAC Supports and Accommodations for Statewide Assessment

District \_\_\_\_\_ School \_\_\_\_\_

School Year \_\_\_\_\_

Student: \_\_\_\_\_ SIMS No.: \_\_\_\_\_ Grade: \_\_\_\_\_

LAP  IEP  504 Plan  Other

Classroom Teacher: \_\_\_\_\_ Sped Teacher: \_\_\_\_\_

IEP Date: \_\_\_\_\_ Disability: \_\_\_\_\_

The following accommodations are to be made for this student SBAC English Language Arts (ELA) and Mathematics:

### Embedded Universal Tools (UT)

ELA	ELA-PT	M	
			<b>Translation (Glossary)</b>
			No Glossary
			English (default)
			Arabic (DG)
			Cantonese (DG)
			Filipino (DG)
			Korean (DG)
			Mandarin (DG)
			Punjabi (DG)
			Russian (DG)
			Spanish (DG)
			Ukrainian (DG)
			Vietnamese (DG)
			Arabic & English (DG)
			Cantonese & English (DG)
			Filipino & English (DG)
			Korean & English (DG)
			Mandarin & English (DG)
			Punjabi & English (DG)
			Russian & English (DG)
			Spanish & English (DG)
			Ukrainian & English (DG)
			Vietnamese & English (DG)
			<b>Zoom</b>
			1.5X (UT)
			1.75X (UT)
			2.5X (UT)
			3X (UT)
			5X (Streamlined Mode Required) (DG)
			10X (Streamlined Mode Required) (DG)
			15X (Streamlined Mode Required) (DG)
			20X (Streamlined Mode Required) (DG)

ELA	ELA-PT	M	
			<b>Color Contrast</b>
			Black on Rose (DG)
			Yellow on Blue (DG)
			Medium Gray on Light Gray (DG)
			Reversal Contrast (DG)
			<b>Masking</b>
			On

### Non-Embedded Designated Supports

ELA	ELA-PT	M	
			Amplification (DG)
			Bilingual Dictionary (DG)
			Color Contrast (DG)
			Color Overlay (DG)
			Glossary - Arabic (DG)
			Glossary - Cantonese (DG)
			Glossary - Filipino (DG)
			Glossary - Korean (DG)
			Glossary - Mandarin (DG)
			Glossary - Punjabi (DG)
			Glossary - Russian (DG)
			Glossary - Ukrainian (DG)
			Glossary - Vietnamese (DG)
			Magnification (DG)
			Medical Device (DG)
			Noise Buffer (DG)
			Read Aloud Items (DG)
			Read Aloud Items - Spanish (DG)
			Read Aloud Stimuli (DG)
			Read Aloud Stimuli - Spanish (DG)
			Scribe Items (Non-writing)
			Separate Setting (DG)
			Simplified Test Directions (DG)
			Translated Test Directions (DG)

### Non-Embedded Accommodations

ELA	ELA-PT	M	
			100s Number Table (4th on up) (Acc)
			Abacus (Acc)
			Alternate Response Options (Acc)
			Braille - Paper (EBAE Contracted) (Acc)
			Braille - Paper (EBAE Uncontracted)
			Braille - Paper (UEB Contracted) (Acc)
			Braille - Paper (UEB Uncontracted)
			Braille - Paper (EBAE Contracted - Nemeth) (Acc)
			Braille - Paper (EBAE Uncontracted - Nemeth Math) (Acc)
			Braille - Paper (UEB Contracted - Nemeth) (Acc)
			Braille - Paper (UEB Contracted - UEB Math) (Acc)

ELA	ELA-PT	M	
			<b>Mouse Pointer</b>
			Large Black (DG)
			Extra Large Black (DG)
			Large Green (DG)
			Extra Large Green (DG)
			Large Red (DG)
			Extra Large Red (DG)
			Large Yellow (DG)
			Extra Large Yellow (DG)
			Large White (DG)
			Extra Large White (DG)
			<b>Streamline Mode</b>
			On
			<b>Text to Speech</b>
			Items (DG)
			Passages/Stimuli (DG & Acc)
			Passages/Stimuli & Items (DG & Acc)

ELA	ELA-PT	M	
			Braille - Paper (UEB Uncontracted - Nemeth) (Acc)
			Braille - Paper (UEB Uncontracted - UEB Math) (Acc)
			Calculator (Talking or Braille)
			Multiplication Table (4th on up)
			Read Aloud Passage (Stimuli)
			Scribe Items (Writing)
			Speech-to-Text
			Word Prediction

### Embedded Accommodations

ELA	ELA-PT	M	
			<b>American Sign Language</b>
			Show ASL video
			<b>Braille Type</b>
			EBAE Contracted (Acc)
			EBAE Uncontracted (Acc)
			UEB Contracted (Acc)
			UEB Uncontracted (Acc)
			EBAE Contracted - Nemeth (Acc)
			EBAE Uncontracted - Nemeth (Acc)
			UEB Contracted - Nemeth (Acc)
			UEB Contracted - UEB Math (Acc)
			UEB Uncontracted - Nemeth (Acc)
			UEB Uncontracted - UEB Math (Acc)
			<b>Closed Captioning</b>
			Available
			<b>Permissive Mode</b>
			On
			<b>Presentation Mode</b>
			Braille (Acc)
			Spanish (DG)
			<b>Print on Demand</b>
			Passages/Stimuli & Items
			Passages/Stimuli
			Items

# Training Materials

- Read Aloud Protocol
- Scribe Protocol
- <http://doe.sd.gov/octe/SMARTERbalanced.aspx>

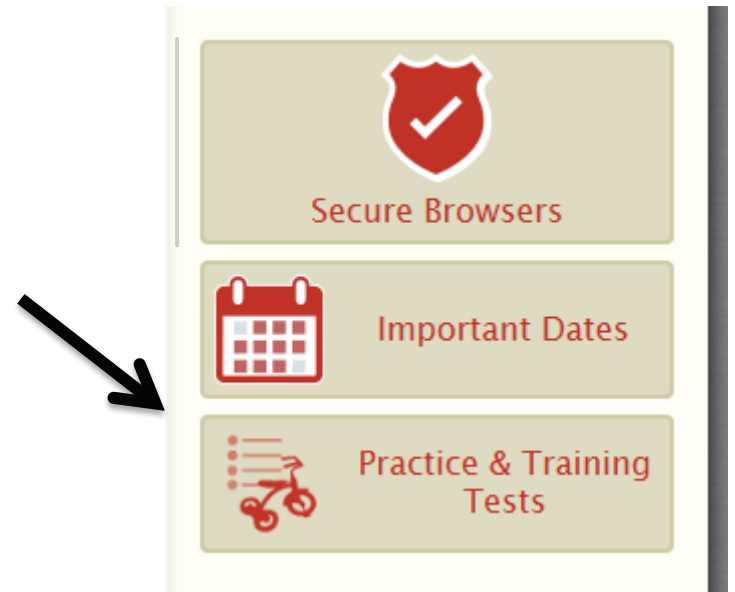
Supports and Accommodation Information	
SBAC Read Aloud Protocol	Read Aloud Protocol Training
SBAC Scribing Protocol	Scribe Protocol Training
ISAAP Tool – Spreadsheet	Tools, Supports & Accommodations
ISAAP - Online Tool	Reading Passages Accommodation
SBAC Student Plan Worksheet	Assessment Workshop Training
SBAC Multiplication Table	SD Accommodations Manual Training

# More Resources


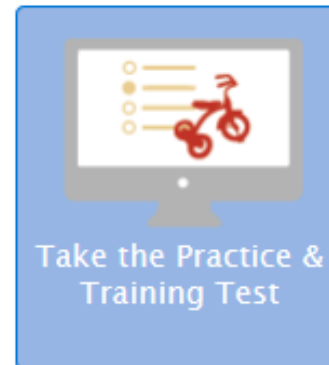
- TIDE Manual
  - Page 35 – Tool, supports, & accommodations panel
- Test Administrator's User Guide
  - Page 15 talks about turning off the tools
  - Page 17 talks about Print on Demand
  - Page 27 talks about TTS Sound Check
  - Page 32 and beyond talks about Test Tools
  - Page 49 talks about permissive mode

# This and That

- Smartboards
- Practice/training website
  - <http://sd.portal.airast.org/>
  - Secured Browser



## Practice and Training Tests



# Things to Think About

- Who enters the Supports and Accommodation settings in TIDE?
- How do you collect that information?
- When should you collect that information?
- What information needs to be sent DOE to set in TIDE?
- When does that need to be done?
- How can we prepare our students for the assessment?



# **SOUTH DAKOTA SCIENCE ASSESSMENT**

# Accommodations

- South Dakota Science Assessment – <http://doe.sd.gov/assessment/science.aspx>

# Online Science Accommodations

- **Embedded Tools**

- Answer Choice Eliminator
- Calculator
- Highlighter
- Line Reader
- Notepad
- Reference Sheets
- Ruler
- Zoom

- **Non-embedded Tools**

- Reference Sheets
- Scratch Paper

- **Embedded Accommodations**

- Answer Masking
- Color Contrast
- Text-to-Speech (also available for EL students is LAP)
- Zoom (enhanced)

- **Non-embedded Accommodations**

- ASL
- Braille
- Color Overlay
- Flexible Schedule
- Read Aloud (needs to be trained) (also available for EL students on LAP)
- Scribe
- Separate Setting

# Paper/Pencil Science Accommodations

- Same as in previous years
- Only for those few colony schools not using technology (contact Assessment Office)
- Still need to mark the student demographic sheet for accommodations

# Guidelines and/or Training

- Read Aloud – SBAC Read Aloud Guidelines
- Scribe – SBAC Scribing Protocol
- Sign Language – (Contact SD DOE)

Found at:

<http://doe.sd.gov/octe/SMARTERbalanced.aspx>

# Final Questions



# Contact Information

**Beth Schiltz**

South Dakota Department of Education

Office of Special Education

605-773-4257

Beth.Schiltz@state.sd.us